



EVOTECH®
P E R F O R M A N C E

Installation Instructions

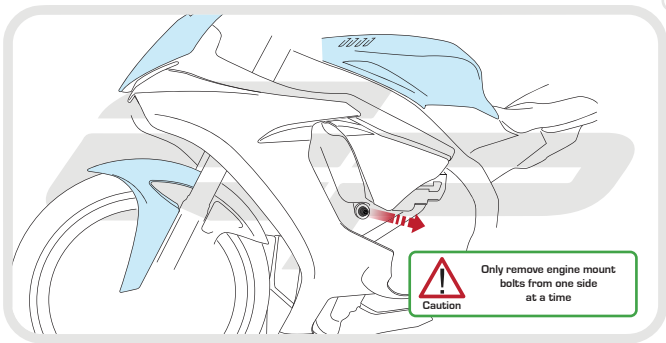


YAMAHA YZF-R1 2015 CRASH PROTECTION

Product Reference - 12283

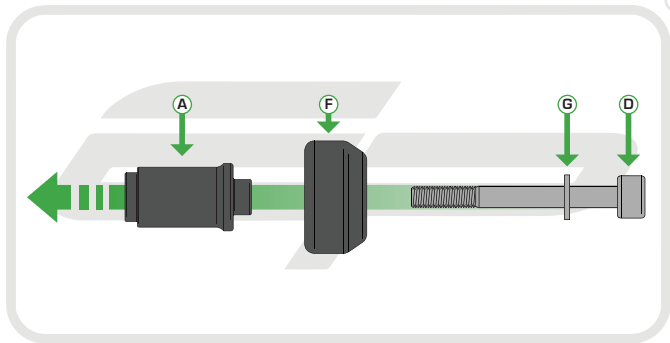
Kit Contents

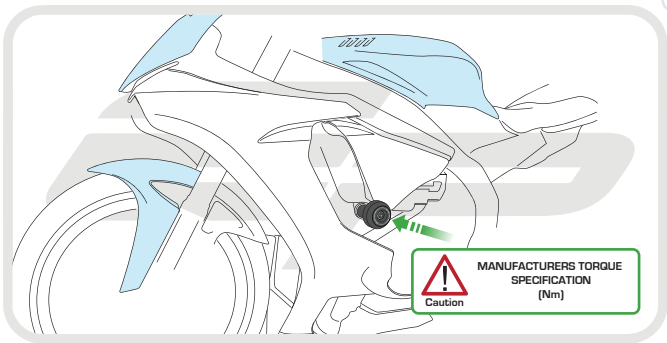
- Ⓐ 1 x LH Bobbin Spacer (Long)
- Ⓑ 1 x RH Bobbin Spacer
- Ⓒ 1 x RH Frame Spacer
- Ⓓ 1 x M12 - 110 x 1.25 Socket Cap Head Bolt
- Ⓔ 1 x M12 - 75 x 1.25 Socket Cap Head Bolt
- Ⓕ 2 x Bobbin Heads
- Ⓖ 2 x M12 Washers

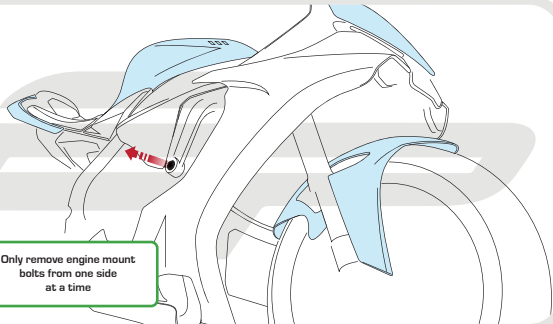


Caution

Only remove engine mount
bolts from one side
at a time







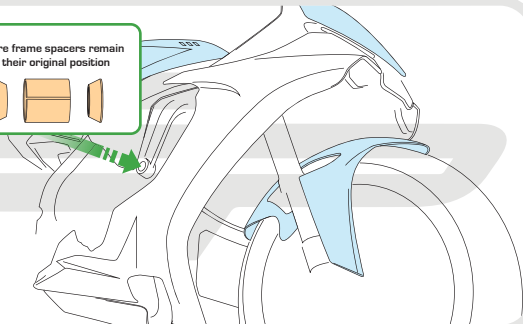
Caution

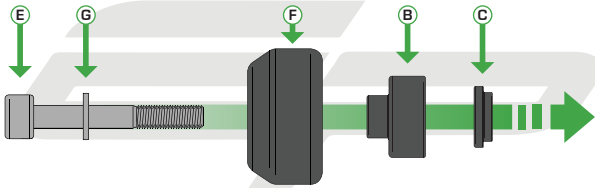
Only remove engine mount
bolts from one side
at a time

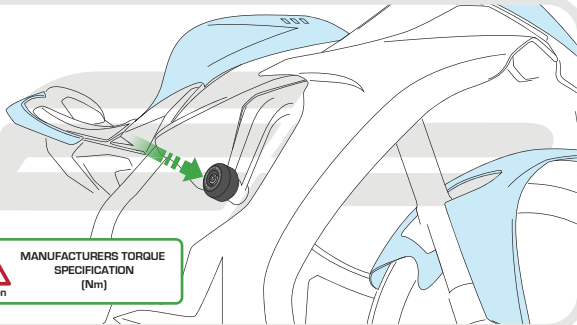


Caution

Ensure frame spacers remain
in their original position







Caution

**MANUFACTURERS TORQUE
SPECIFICATION
(Nm)**



ESSENTIAL CHECKS



It is recommended that periodic inspections are made to ensure that all bolts are tightened to the specified torque settings.

Should the bike be involved in an accident a thorough inspection should be made and any components that have taken an impact, no matter how small, be replaced



EVOTECH®
P E R F O R M A N C E

www.evotech-performance.com