



EVOTECH®
P E R F O R M A N C E

Installation Instructions

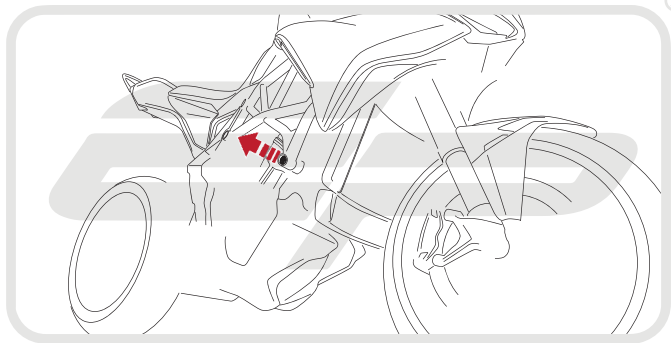


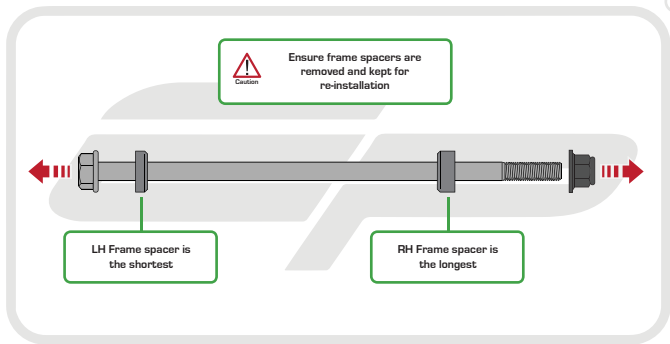
MV AGUSTA TURISMO VELOCE 800 CRASH PROTECTION

Product Reference - 13320

Kit Contents

- A** 1 x M12 Spindle
- B** 1 x RH Bobbin Spacer
- C** 1 x LH Bobbin Spacer
- D** 2 x Bobbin Heads
- E** 2 x Impact Absorbing Washers
- F** 2 x M12 Nyloc Nuts
- G** 2 x M12 Washers







Caution

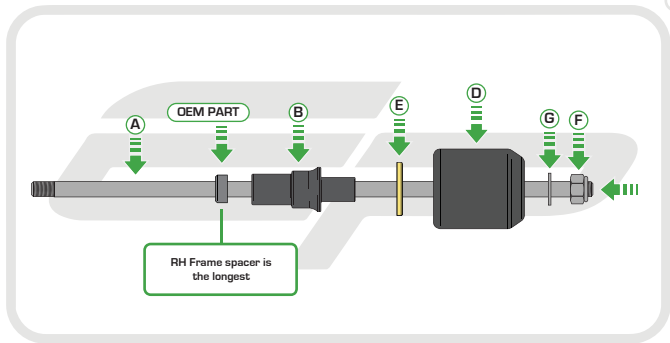
Bobbin Spacer identification
is critical to the installation

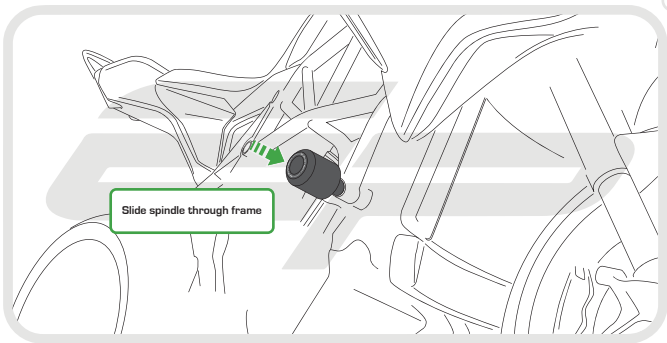


LH Bobbin Spacer
has groove

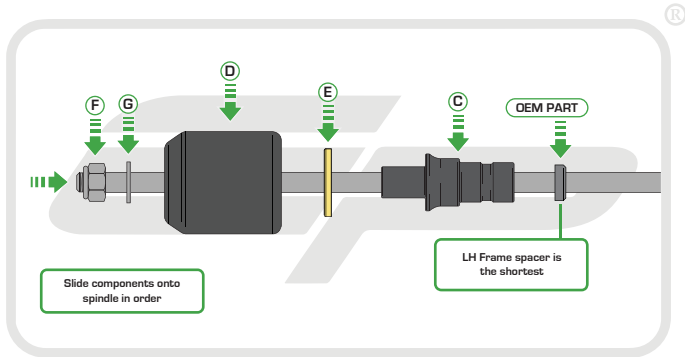


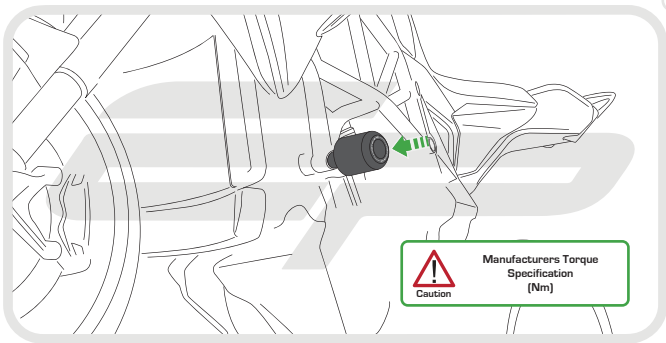
RH Bobbin Spacer
is plain





Slide spindle through frame







 **ESSENTIAL CHECKS** 

It is recommended that periodic inspections are made to ensure that all bolts are tightened to the specified torque settings.

Should the bike be involved in an accident a thorough inspection should be made and any components that have taken an impact, no matter how small, be replaced



EVOTECH®
P E R F O R M A N C E

www.evotech-performance.com